

GMC
TRUCK

V-JIMMY/ SUBURBAN

1991



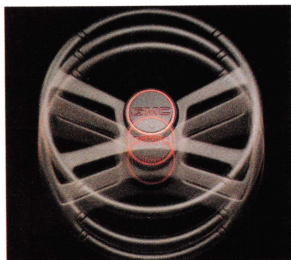
GMC TRUCK
It's not just a truck anymore.

V-JIMMY


BUILT FOR THE GREAT OUTDOORS



Full-feature AM stereo/FM stereo Delco radio is available for SLE models



Tilt steering wheel together with an electronic speed control are available as a convenience package



Electronic speed control is available together with the tilt steering wheel shown above



SLE V-Jimmy shown with available equipment, including deluxe two-tone paint


BLAZE A TRAIL TO ALMOST ANYWHERE. If going to far-out places is your kind of fun, the full-size V-Jimmy is your kind of truck. Standard 4-wheel drive gives you

INDEX	PAGE
V-Jimmy Features	2-3
Suburban Features.	4-5
Standard & Available Equipment.	6
Engine Technical Data	6
GCWRs For Trailering	6
Colors & Dimensions.	7
Technical Information	7
Owner Benefits	Back Cover

ground-gripping traction for any driving situation. And big V8 power packs plenty of hill-climbing, dune-busting torque for operating off the road. Specify either the standard 4-speed manual or available 4-speed automatic overdrive transmission. The standard rear wheel anti-lock brake system helps provide straight, smooth, stable stops on slick or dry pavement (system operates only in the 2-WD mode). Inside, V-Jimmy is roomy enough to carry up to five passengers when equipped with the available folding rear bench seat. Or haul up to

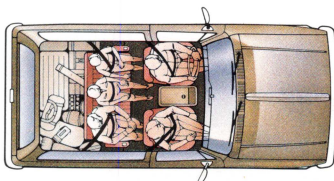
106.2 cu ft of cargo with the rear seat folded. When it comes to truck-tough muscle, V-Jimmy's big 1595-lb payload rating speaks for itself (payload includes occupants, cargo and all equipment).

TWO BEAUTIFUL WAYS TO GO ANYWHERE. Choose from standard SLX or the extra-luxurious SLE trim package. All models offer a selection of nine solid exterior paint colors, including new Brilliant Blue Metallic and Slate Metallic. Standard features include power tailgate window and an electronically-tuned AM radio with digital clock.

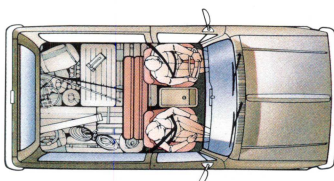


SLE. This top-level trim offers a choice of Custom Vinyl or Custom Cloth high-back reclining front bucket seats in Dark Blue, Saddle, Garnet or Gray colors. Other features include deluxe instrument panel, sport steering wheel and auxiliary lighting package.

SLX. This attractive package comes with Custom Vinyl high-back front bucket seats in a choice of Dark Blue or Saddle colors. Standard equipment includes gage-type instrument cluster, tinted glass and headlamp-on warning buzzer. See page 6 for further details of SLX and SLE interior/ exterior features.



Available 5-person seating allows 51.3 cu ft of cargo volume behind the folding rear bench seat in the unfolded position




With available folding rear bench seat folded, there's a maximum of 106.2 cu ft of cargo volume


Top: SLE interior with available folding rear bench seat in Custom Cloth trim.
Bottom: SLE interior with standard reclining front bucket seats in Custom Cloth trim.

SUBURBAN


ONE OF AMERICA'S MOST WANTED WAGONS



Roof console is included on SLE Suburban with available reclining front bucket seats



Front/rear air conditioning is available (rear shown)



Trailer hitch platform is included as part of the available trailering equipment package

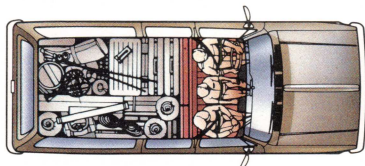



4x4 SLE Suburban shown with available equipment, including deluxe two-tone paint

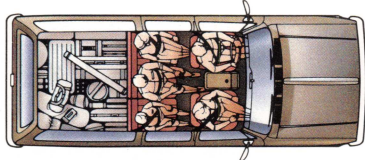
THE ENDURINGLY POPULAR TRUCK-SIZE WAGON.

Suburban continues to be the one wagon you can count on for genuine full-size space, comfort, strength and power. Equipped with available center and rear seating, it can carry up to nine persons. Or haul up to 167 cu ft of cargo with no rear seat (or available rear seat removed) and center seat folded. Plus, Suburban can move gross trailer weights (weight of trailer, cargo and equipment) up to 9500 lb, depending on model and equipment. Choose from 4x2 or 4x4 versions with big V8 gasoline or diesel power (diesel engine not available in California on 1500 Series models). A 4-speed automatic transmission with overdrive is standard. Rear wheel anti-lock brakes also are standard; on 4x4 models, the anti-lock brakes operate only in the 2-WD mode.

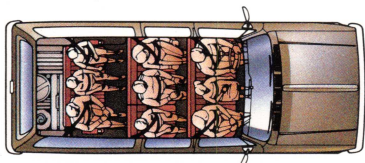
GOOD LOOKS AND LUXURY. Suburban offers two smart trim treatments. Both come with a standard 3-passenger front bench seat. All models offer a selection of 9 standard solid exterior paint colors, including new Brilliant Blue Metallic and Slate Metallic. **SLE.** This available luxury trim features rich Custom Cloth seat upholstery in a choice of Dark Blue, Garnet, Saddle or Gray colors. Other features include full-length floor carpeting, sport steering wheel, power door locks, auxiliary lighting package and simulated woodgrain accents. See page 6 for details. **SLX.** This handsome standard trim offers a choice of Custom Vinyl or Deluxe Cloth seat upholstery in either Dark Blue or Saddle colors. Other features include a full headliner and full-length color-keyed rubber floor covering. See page 6 for details.




3-person seating with standard front bench seat



5-person seating with available reclining front bucket seats and folding center bench seat (SLE models only)



9-person seating with standard front bench seat and available folding center and removable rear bench seats



Top: SLE instrument cluster with standard gages and simulated woodgrain applique.

Bottom: SLE interior with available seating, including reclining high-back front bucket seats.

STANDARD AND AVAILABLE EQUIPMENT

EXTERIOR EQUIPMENT

MODEL	TRIM LEVEL	V-JIMMY/SUBURBAN		MODEL	TRIM LEVEL	V-JIMMY/SUBURBAN	
		SLX (Std)	SLE			SLX (Std)	SLE
BUMPERS/BUMPER GUARDS	Chromed front and rear bumpers without rub strips	S	—	MOLDINGS	Black plastic body side/rear moldings with bright trim	—	S
	Chromed front and rear bumpers with rub strips (1)	—	S		Body color drip moldings over side doors and Suburban rear doors/tailgate	S	S
	Black front bumper guards	—	S		Bright wheel opening moldings	—	S
GRILLE/FRONT LAMPS	Light/dark argent painted grille and lamp bezels with GMC grille lettering and single rectangular LH/RH headlamps	S	—	ORNAMENTATION	Bright trim for front side marker lights and taillights	—	S
	Chromed grille and lamp bezels with dark argent paint trim, GMC grille lettering and dual rectangular LH/RH halogen headlamps	—	S		Hood ornament (diesel models)	S	S
LAMPS	Halogen headlamps	—	S		Hood ornament (gasoline models)	A 2	A 2
	Roof marker lamps	A 5, 8	A 5, 8		Bright tailgate applique	—	S 9
MIRRORS, DUAL REARVIEW	Black painted electric below eyeline type	A 6	A 6	TOW HOOKS	4x4 models only	S	S
	Stainless steel below eyeline type	A	A	WINDSHIELD WIPERS/WASHERS	Electric: 2-speed wipers with intermittent wipe feature; wet arm type wipers	S	S
	Stainless steel camper type	A 8	A 8	WHEELS/WHEEL TRIM	Argent painted wheels	S	S
	Black painted below eyeline type	S	S	Bright hub caps	S	—	
				Bright wheel covers	A	S	
				Aluminum or silver painted Rally wheels	A	A 3	

INTERIOR EQUIPMENT

MODEL	TRIM LEVEL	V-JIMMY/SUBURBAN		MODEL	TRIM LEVEL	V-JIMMY/SUBURBAN	
		SLX (Std)	SLE			SLX (Std)	SLE
ASSIST STRAPS	Roof-mounted at outboard passenger front and center seat positions	S 8	S	INSTRUMENT CLUSTER	Gage-type with trip odometer	S	S
	Front door closing	—	S		INSTRUMENT CLUSTER BEZEL	Black crackle finish with bright trim	S 9
CIGARETTE LIGHTER WITH ASHTRAY ILLUMINATION	Power door locks and power side windows	A	A 9	Pewter-tone brushed metal finish with bright trim		S 8	S 9
	Power door locks only	A 8	S 8	Simulated woodgrain finish with bright trim		—	S 8
	Power side windows only	—	A 8	INSTRUMENT PANEL PAD APPLIQUE	Black crackle finish	S	—
	Tilt wheel and electronic speed control	A	A		Pewter-tone brushed metal finish	—	S 9
FLOOR COVERING, FRONT COMPARTMENT	Black rubber	S 9	—	Simulated woodgrain finish with bright trim	—	S 8	
	Color-keyed rubber	S 8	—	LAMPS	Combination front dome and reading lamp	—	S 8
	Carpeting	—	S		Dome lamp, rear	—	S 8
Floor mats, color-keyed	—	S	Dome lamps, front and rear		S	S 9	
FLOOR COVERING, REAR COMPARTMENT	Black rubber	S 9	—		Door/tailgate-operated dome lamp switches	S	S
	Color-keyed rubber	S 8	—	Glove box	—	S	
	Carpeting	—	A 4	Map (under instrument panel at center)	S	S	
	Floor mats, color-keyed	—	S	Underhood reel type	—	S	
GLASS	Deep-tinted glass all around	A	A	MIRRORS	Prismatic type rearview	S	S
	Power tailgate window (requires E55 tailgate models on Suburbans)	S	S		Right hand visor	—	S 7
	Sliding hardtop side windows	A 9	A 9	RADIOS, ELECTRONICALLY-TUNED	AM monaural with digital clock	S 9	—
	Tinted glass all around	S	S		AM/FM stereo with seek-scan/digital clock	S 8	S
HEADLAMP ON WARNING BUZZER	—	S	S		AM/FM stereo with seek-scan/digital clock/stereo cassette tape	A 8	A
	—	S	S		AM stereo/FM stereo with seek-scan/digital clock/stereo cassette tape with search-repeat/graphic equalizer	A 8	A
HEADLINER	Air conditioning, front	A	A	Radio delete	A 11	—	
	Air conditioning, front and rear	A 8	A 8	STEERING WHEEL	Conventional 2-spoke	S	—
	Cold climate package (gasoline models)	A	A		Sport 4-spoke	—	S
	Electric rear window defogger (Suburban panel rear door models)	—	A	STORAGE CONSOLE	Floor-mounted	—	S 9
	Electric tailgate window defogger (Suburban tailgate models)	A	A		Floor-mounted	—	A 8, 10
	Heavy-duty heater/defogger	S	S		Roof-mounted	—	A 8, 10
HEATING/COOLING/DEFOGGING	Rear compartment heater (Suburbans)	A	A	SUNSHADES	Color-keyed padded LH/RH	S	S
	Dual electric	S	S				

S - Standard A - Available 2 - With Special and Deluxe 2-tone paint combinations. 5 - Except in California. 7 - Illuminated. 10 - Part of available reclining front bucket seats.
 1 - Includes bright trim for front bumper rub strip plus special rub strip for Suburban rear bumper. 3 - Series 1500 models only. 6 - Requires available power door locks (standard on Suburbans) and power windows. 8 - Suburban only. 11 - See your GMC Truck dealer for details.
 4 - Part of available rear seat(s). 9 - V-Jimmy only.

ENGINE TECHNICAL DATA

TYPE	V8 GASOLINE		V8 DIESEL	
	5.7L	7.4L	6.2L	
DISPLACEMENT	5.7L	7.4L	6.2L	
ORDERING CODE	L05	L19 (4)	LH6 (1) (2)	LL4 (3)
BORE & STROKE (in)	4.0 x 3.48	4.25 x 4.0	3.98 x 3.82	
COMPRESSION RATIO	9.3 to 1 (2)	8.6 to 1 (3)	7.9 to 1	21.3 to 1
FUEL DELIVERY	electronic fuel injection		mechanical fuel injection	
SAE NET HORSEPOWER @ RPM	210 @ 4000	190 @ 4000	230 @ 3600	145 @ 3600 155 @ 3600
SAE NET TORQUE (lb-ft) @ RPM	300 @ 2800	300 @ 2400	385 @ 1600	260 @ 1900 285 @ 2000

1 - Not available in California on V-Jimmy or 1500 Series Suburban. 2 - Models with GVWRs of 8500 lb or below. 3 - Models with GVWRs of 8501 lb or over. 4 - Suburban models only.


GROSS COMBINATION WEIGHT RATING BY ENGINE AND AXLE RATIO FOR AUTOMATIC TRANSMISSIONS

ENGINE	GROSS COMBINATION WEIGHT RATING (lb) 1						
	9,000	10,000	11,000	12,000	13,500	14,500	15,000
	REAR AXLE RATIO						
5.7L EFI V8 GAS	2.73	3.08	3.42	3.73	4.10	—	4.56
7.4L EFI V8 GAS	—	—	—	—	3.42	3.73	4.10
6.2L V8 GAS DIESEL	3.08	3.42	3.73	4.10	4.56	—	—


1 - Includes weight of truck, trailer, passengers, cargo and equipment.

COLORS AND DIMENSIONS


TWO-TONE PAINT SCHEMES (V-Jimmy shown; color placement and trim items are identical for Suburban models.)



Available Conventional Two-Tone Paint (ZY2) includes deluxe moldings and related trim items (standard on SLE)



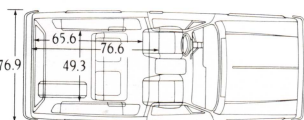
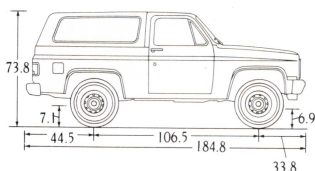
Available Deluxe Two-Tone Paint (ZY4) includes moldings used with Conventional Two-Tone, dual-tone body side/rear decal striping and hood ornament (standard on diesel models)



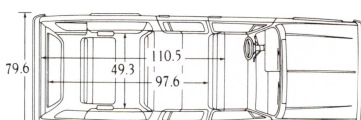
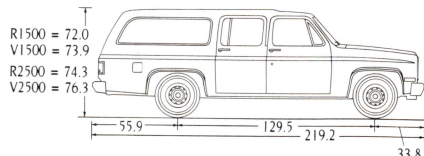
Available Special Two-Tone Paint (ZY3) includes dual-tone body side and rear decal striping keyed to body color plus hood ornament (standard on diesel models)

DIMENSIONS (inches)

V-JIMMY



SUBURBAN



EXTERIOR-INTERIOR COLOR COMPATIBILITY

EXTERIOR SOLID COLORS	RECOMMENDED INTERIOR TRIM COLORS			
	BLUE	GARNET	SADDLE	GRAY
BRILLIANT BLUE METALLIC	0			
SMOKE BLUE METALLIC	0			0
MOJAVE BEIGE		0	0	
ONYX BLACK		0	0	0
SUMMIT WHITE	0	0	0	0
FIRE RED		0	0	
QUICKSILVER METALLIC	0	0		0
SLATE METALLIC		0		0
MIDNIGHT BLUE METALLIC	0			0

TECHNICAL INFORMATION

MODEL	V-JIMMY		SUBURBAN		
DRIVE TYPE	4-wheel		2-wheel		4-wheel
SERIES	V-1500	R-1500	R-2500	V-1500	V-2500
ENGINE (5)	Gas 5.7L V8	5.7L V8	5.7/7.4L V8	5.7L V8	5.7L V8
	Diesel 6.2L V8			6.2L V8	
FRONT SUSPENSION	Salisbury axle, leaf springs		independent, coil springs (2-WD); Salisbury axle, leaf springs (4-WD)		
Capacity (lb)	3600		3250 (1)	3800	3600
Spring capacity (lb) (2)	Standard 1900	1625 (4)	1900	1850 (3)	1900
	Available 2250	—	—	2250	2250
Shock absorber diameter (in)	Standard 1.26	1.26	1.26	1.26	1.26
	Available (6)	—	—	(6)	(6)
Stabilizer bar diameter (in)	Standard 1.25	1.06	1.06	1.25	1.25
	Available —	—	1.25	—	—
REAR SUSPENSION	Salisbury axle, leaf springs				
Axle capacity (lb)	3750		4000	6000	4000
Spring capacity (lb) (2)	1875		2000	2800	2000
Shock absorber diameter (in)	Standard 1.26	1.26	1.26	1.26	1.26
	Available (6)	—	—	(6)	(6)
SERVICE BRAKES	hydraulic; front disc/rear drum with rear wheel anti-lock system				
Power booster type	Gasoline vacuum				Diesel hydraulic
PARKING BRAKES	cable to rear wheels				
STEERING TYPE	power				
TIRES	steel-belted, radial-ply (All Season type on Series 1500 models)				
	Standard P235/75R15	P235/75R15	LT235/85R16E	P235/75R15	LT235/85R16E
	Available	various (consult your GMC Truck dealer)			
FUEL TANK CAPACITY (nominal gallons)	31 (7)		37 (7)		
BATTERY	12-volt, maintenance-free				
Cold cranking amp rating	Gasoline 630				Diesel 630
	Diesel dual 540				dual 540
GENERATOR	12-volt; alternating current				
Amp rating	85 (gas); 100 (diesel)				
	Standard With C60 air 100 (gas)				100 (gas)
	With C69 air —				105 (gas)
	With C36 heater or C49 defogger (-C69) —				100 (gas)
	With C36 & C49 together (-C69) —				105 (gas)

1 - 3400 lb for diesel models.
2 - At ground, each.

3 - 1900 lb for diesel models.
4 - 1700 lb for diesel models.

5 - See chart opposite page for details.
6 - Front quad shocks available (four 1.00 in front; two 1.26 in rear).

7 - Slightly larger for diesel models.



Commitment Plus is one of the most complete joint sales and service customer satisfaction programs available on trucks today. It offers the following benefits:

- A thorough pre-delivery vehicle inspection
 - One full tank of fuel
 - Complimentary 3000-mile maintenance service including oil change and oil filter
- GMC Truck and GMC Truck Dealerships are truly committed to making our trucks easy to live with.

Our customers' total satisfaction is indeed our goal! Applies to retail sales only.

When your new V-Jimmy or Suburban needs service, you can count on the professionals at any of approximately 2500 GMC Truck Dealerships in the USA.

Brilliant Blue (M)

Smoke Blue (M)

Mojave Beige

Sunset Gold (M)*

Onyx Black

Summit White

Fire Red

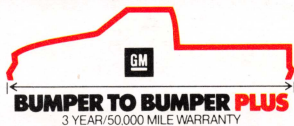
Quicksilver (M)

Slate (M)

Midnight Blue (M)

M = Metallic
*Secondary color only

OWNER BENEFITS



The GM 3-year/50,000-mile BUMPER TO BUMPER PLUS WARRANTY covers repairs for any new GMC Truck model, including labor and parts, to correct any defects in material or workmanship occurring during the warranty period. The complete vehicle (except tires, which are covered by their manufacturer) will be covered for 3 years or 50,000 miles, whichever comes first. After the first year or 12,000 miles, there is a \$100 deductible per repair visit. Body sheet metal rust-through from corrosion is covered for 6 years or 100,000 miles, whichever comes first. There is no deductible for rust-through repairs. See your GMC Truck dealer for terms of this warranty.

1991 GMC TRUCK SAFETY FEATURES

OCCUPANT PROTECTION:

Manual lap/shoulder safety belts, outboard front and rear seat positions Manual lap safety belts, center front/rear seat positions, where applicable Energy absorbing steering column Energy absorbing instrument panel Energy absorbing seat back tops, front Interlocking door latches Inertia-locking, folding front seat backs (V-Jimmy) Safety armrests Break-away inside rearview mirror Security door locks and door retention components.

ACCIDENT AVOIDANCE: Side marker lamps and reflectors Parking lamps that illuminate with headlamps Four-way hazard warning flashers Back-up lamps Directional signal control with lane change feature Windshield defroster, washer and multi-speed wipers Outside left and right rearview mirrors Brake system with dual master cylinder and warning light Starter safety switch Dual action hood latch Low glare finish on inside windshield moldings, wiper arms and blades, metallic steering wheel surfaces Illuminated heater and defroster controls Tires with built-in tread wear indicators Rear wheel anti-lock brake system.

IMPORTANT: A WORD ABOUT THIS CATALOG. We have tried to make this catalog as comprehensive and factual as possible. We reserve the right, however, to make changes at any time, without notice, in prices, colors, materials, equipment, specifications, models and availability. Also, tires shown in illustrations are supplied by various manufacturers. Since some information may have been updated since the time of printing, please check with your GMC Truck dealer for complete details.

A WORD ABOUT ENGINES. GMC Truck models are equipped with engines produced by the GM Engine Division, its subsidiaries or suppliers to GM worldwide.

A WORD ABOUT ASSEMBLY OF GMC TRUCK MODELS. GMC Truck models are assembled by different operating units of General Motors, its subsidiaries or suppliers to GM worldwide. We sometimes find it necessary to produce GMC Truck models with different or differently sourced components than originally scheduled. All such components have been approved for use in GMC Truck models and will provide the quality performance associated with the GMC Truck name. Since some options may be unavailable when your vehicle is assembled, we suggest you verify that your vehicle includes the equipment you ordered or, if there are changes, that they are acceptable to you.

A WORD ABOUT UPDATED SERVICE INFORMATION. GMC Truck Division regularly sends its dealers useful service bulletins about GMC Truck products. GMC Truck Division monitors product performance in the field. We then prepare bulletins for servicing our products better. Now you can get these bulletins, too. Ask your dealer. To get ordering information, call toll free 1-800-551-4123.

A WORD ABOUT CORROSION PROTECTION. GMC Truck models are designed and built to resist corrosion. All body sheet metal components are warranted against rust-through corrosion for 6 years/100,000 miles. Application of additional rust-inhibiting materials is not required under the corrosion coverage.

GM®, Delco®, Jimmy® and Suburban® are registered trademarks of General Motors Corporation. GMC Truck™ and Commitment Plus/GMC Truck Logo™ are trademarks of General Motors Corporation. © 1990 General Motors Corporation. All Rights Reserved.

Before traveling off-road, ask your dealer for a copy of "Off-Road Driving with your GMC Truck 4x4." This brochure is filled with helpful tips and facts about off-road driving. If your dealer does not have a copy, please call 1-800-TRY GMC I.

GMC TRUCK

